


## Luminaire Photograph



Light Output Ratio:	29.6%	
Luminaire Power:	8.548 W	
SHR Nominal:	0.50	Calculated using the TM5
SHR Maximum:	0.50	fine grid method.

C Range: 0 - 360DEG  
C Interval: 30.0DEG  
Test Speed: HIGH  
Temperature: 25.3 °C  
Operators: zoe  
Test Date: 2024-12-5

γ Range: 0 - 180DEG  
γ Interval: 1.0DEG  
Test System: EVERFINE GO-SPEX500\_V1 SYSTEM V2.00.461  
Humidity: 65.0%  
Test Distance: 3.160m [K=1.0000]  
Remarks: LAMP: NF2W757GRT-V4 Ra: 90  
LENS: KY-XLZ148-24R+HONEYCOMB LOUVER  
NOT DRIVER: 48V  
30minutes warm-up

## LUMINOUS INTENSITY DISTRIBUTION DIAGRAM

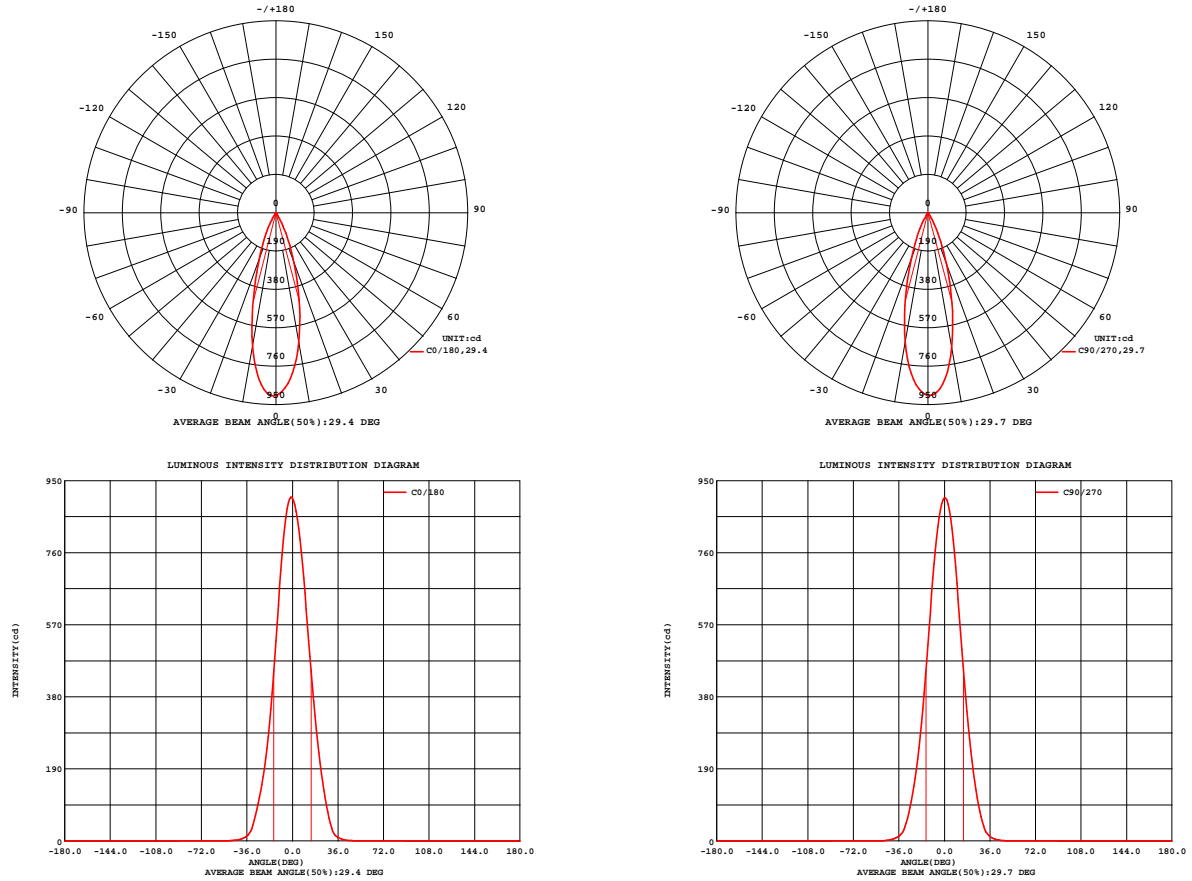


Fig. C0/C180

Fig. C90/C270

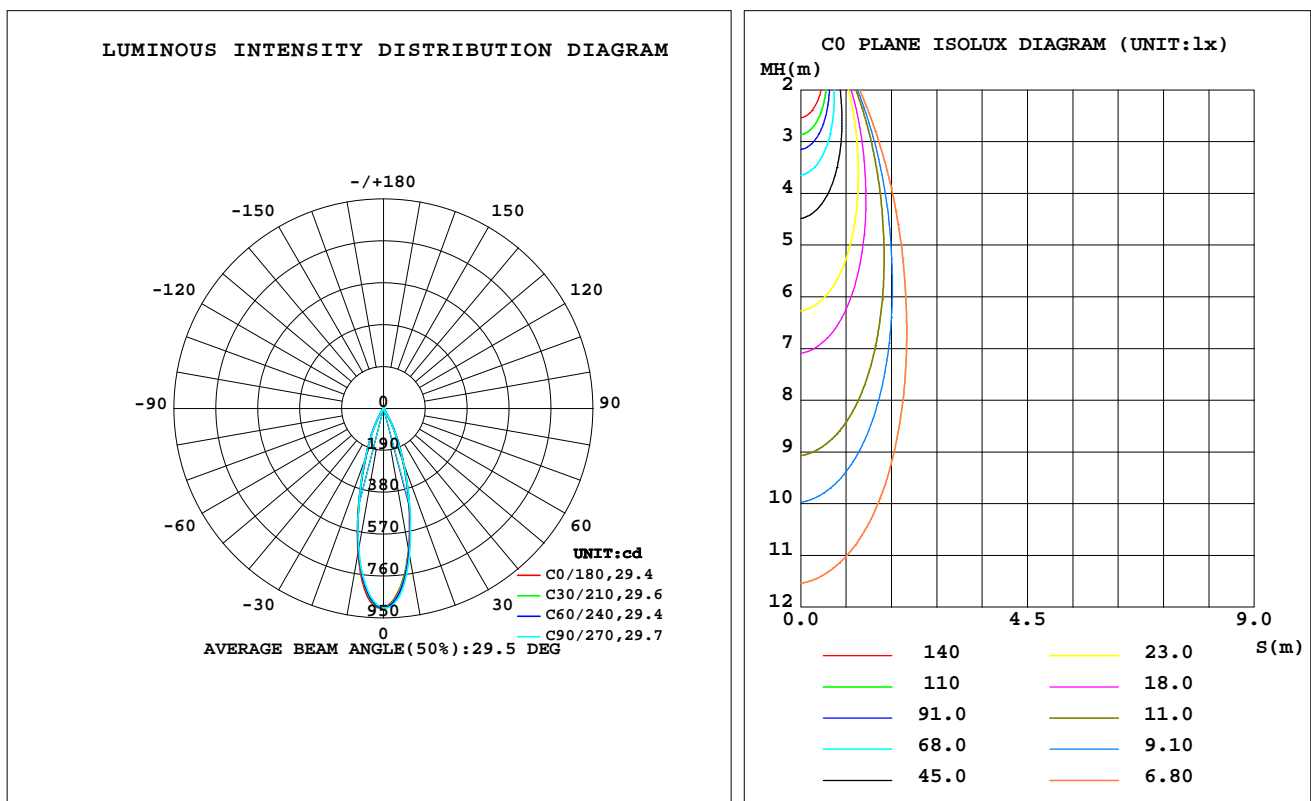
C Range: 0 - 360DEG  
C Interval: 30.0DEG  
Test Speed: HIGH  
Temperature: 25.3 °C  
Operators: zoe  
Test Date: 2024-12-5

γ Range: 0 - 180DEG  
γ Interval: 1.0DEG  
Test System: EVERFINE GO-SPEX500\_V1 SYSTEM V2.00.461  
Humidity: 65.0%  
Test Distance: 3.160m [K=1.0000]  
Remarks: LAMP: NF2W757GRT-V4 Ra: 90  
LENS: KY-XLZ148-24R+HONEYCOMB LOUVER  
NOT DRIVER: 48V  
30minutes warm-up

## LUMINAIRE PHOTOMETRIC TEST REPORT

Test:U:47.997V I:0.1781A P:8.5483W PF:1.0000 Freq:49.99Hz Lamp Flux:913.52x1 lm		
NAME: OZ48-KDHL-8	TYPE:	WEIGHT:
SPEC.: 3000K	DIM.:	SERIAL No.: 2412051439
MFR.: RISE	SUR.: 0.001833m2	Shielding Angle:

DATA OF LAMP		PHOTOMETRIC DATA Eff: 31.61 lm/W			
MODEL	Nichia	I <sub>max</sub> (cd)	906.8	S/MH(C0/180)	0.49
NOMINAL POWER(W)	9	LOR(%)	29.6	S/MH(C90/270)	0.48
RATED VOLTAGE(V)	48	TOTAL FLUX(lm)	270.22	η UP,DN(C0-180)	0.0,15.1
NOMINAL FLUX(lm)	913.52	CIE CLASS	DIRECT	η UP,DN(C180-360)	0.0,14.5
LAMPS INSIDE	1	η up(%)	0.0	CIBSE SHR NOM	0.50
TEST VOLTAGE(V)	48	η down(%)	29.6	CIBSE SHR MAX	0.50



C Range: 0 - 360DEG  
C Interval: 30.0DEG  
Test Speed: HIGH  
Temperature:25.3℃  
Operators:zoe  
Test Date:2024-12-5

γ Range: 0 - 180DEG  
γ Interval: 1.0DEG  
Test System:EVERFINE GO-SPEX500\_V1 SYSTEM V2.00.461  
Humidity:65.0%  
Test Distance:3.160m [K=1.0000]  
Remarks: LAMP:NF2W757GRT-V4 Ra:90  
LENS:KY-XLZ148-24R+HONEYCOMB LOUVER  
NOT DRIVER:48V  
30minutes warm-up

## ZONAL FLUX DIAGRAM

### ZONAL FLUX DIAGRAM:

$\gamma$	C0	C45	C90	C135	C180	C225	C270	C315	$\gamma$	$\Phi$ zone	$\Phi$ total	%lum,lamp
10	653.1	663.4	678.3	680.5	669.0	655.6	649.4	650.7	0- 10	74.38	74.38	27.5,8.14
20	262.9	272.6	269.8	256.9	244.4	240.3	244.8	256.0	10- 20	121.0	195.4	72.3,21.4
30	46.19	50.69	51.05	54.66	54.18	52.00	47.63	48.90	20- 30	61.53	256.9	95.1,28.1
40	4.076	4.627	5.276	5.989	5.775	6.278	5.730	4.859	30- 40	11.70	268.6	99.4,29.4
50	0.3200	0.3019	0.4549	0.4858	0.6906	0.5475	0.5323	0.3260	40- 50	1.523	270.1	100,29.6
60	0.0062	0.0065	0.0047	0.0093	0.0111	0.0081	0.0050	0.0054	50- 60	0.1034	270.2	100,29.6
70	0.0058	0.0026	0.0046	0.0037	0.0074	0.0025	0.0016	0.0034	60- 70	0.0049	270.2	100,29.6
80	0.0065	0.0031	0.0050	0.0028	0.0046	0.0020	0.0013	0.0016	70- 80	0.0032	270.2	100,29.6
90	0	0	0	0	0	0	0	0	80- 90	0.0018	270.2	100,29.6
100	0	0	0	0	0	0	0	0	90-100	0	270.2	100,29.6
110	0	0	0	0	0	0	0	0	100-110	0	270.2	100,29.6
120	0	0	0	0	0	0	0	0	110-120	0	270.2	100,29.6
130	0	0	0	0	0	0	0	0	120-130	0	270.2	100,29.6
140	0	0	0	0	0	0	0	0	130-140	0	270.2	100,29.6
150	0	0	0	0	0	0	0	0	140-150	0	270.2	100,29.6
160	0	0	0	0	0	0	0	0	150-160	0	270.2	100,29.6
170	0	0	0	0	0	0	0	0	160-170	0	270.2	100,29.6
180	0	0	0	0	0	0	0	0	170-180	0	270.2	100,29.6
DEG	LUMINOUS INTENSITY:cd									UNIT:lm		

C Range: 0 - 360DEG  
C Interval: 30.0DEG  
Test Speed: HIGH  
Temperature:25.3℃  
Operators:zoe  
Test Date:2024-12-5

$\gamma$  Range: 0 - 180DEG  
 $\gamma$  Interval: 1.0DEG  
Test System:EVERFINE GO-SPEX500\_V1 SYSTEM V2.00.461  
Humidity:65.0%  
Test Distance:3.160m [K=1.0000]  
Remarks: LAMP:NF2W757GRT-V4 Ra:90  
LENS:KY-XLZ148-24R+HONEYCOMB LOUVER  
NOT DRIVER:48V  
30minutes warm-up

### LUMINANCE LIMITATION CURVES

Test:U:47.997V I:0.1781A P:8.5483W PF:1.0000 Freq:49.99Hz  
Lamp Flux:913.52x1 lm

NAME: OZ48-KDHL-8

TYPE:

WEIGHT:

SPEC.: 3000K

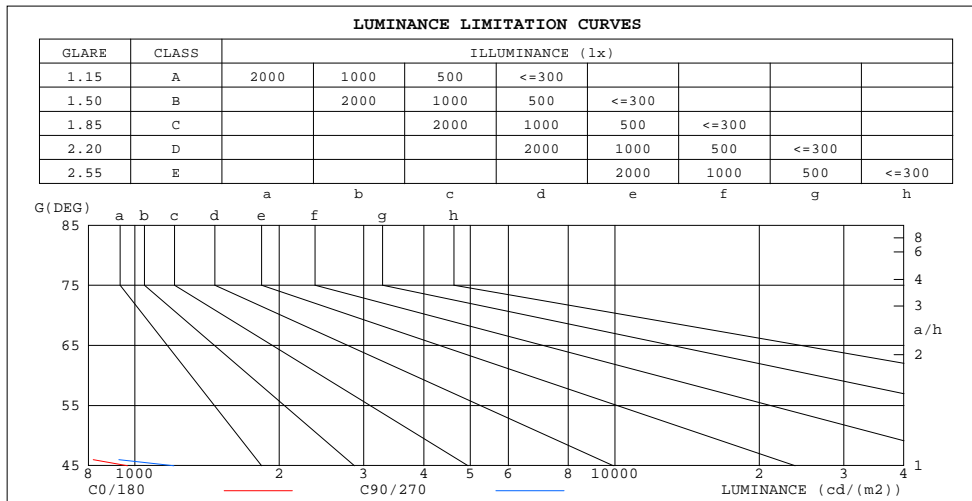
DIM.:

SERIAL No.: 2412051439

MFR.: RISE

SUR.: 0.001833m2

Shielding Angle:



LUMINANCE cd/(m2)		
G(180)	C0/180	C90/270
85	14	25
80	20	16
75	7	10
70	9	7
65	6	5
60	7	5
55	73	36
50	272	386
45	965	1206

C Range: 0 - 360DEG  
C Interval: 30.0DEG  
Test Speed: HIGH  
Temperature:25.3℃  
Operators:zoe  
Test Date:2024-12-5

γ Range: 0 - 180DEG  
γ Interval: 1.0DEG  
Test System:EVERFINE GO-SPEX500\_V1 SYSTEM V2.00.461  
Humidity:65.0%  
Test Distance:3.160m [K=1.0000]  
Remarks: LAMP:NF2W757GRT-V4 Ra:90  
LENS:KY-XLZ148-24R+HONEYCOMB LOUVER  
NOT DRIVER:48V  
30minutes warm-up

## CU AND LUMINAIRE BUDGETARY ESTIMATE DIAGRAM

Test:U:47.997V I:0.1781A P:8.5483W PF:1.0000 Freq:49.99Hz  
Lamp Flux:913.52x1 lm

NAME: OZ48-KDHL-8

TYPE:

WEIGHT:

SPEC.: 3000K

DIM.:

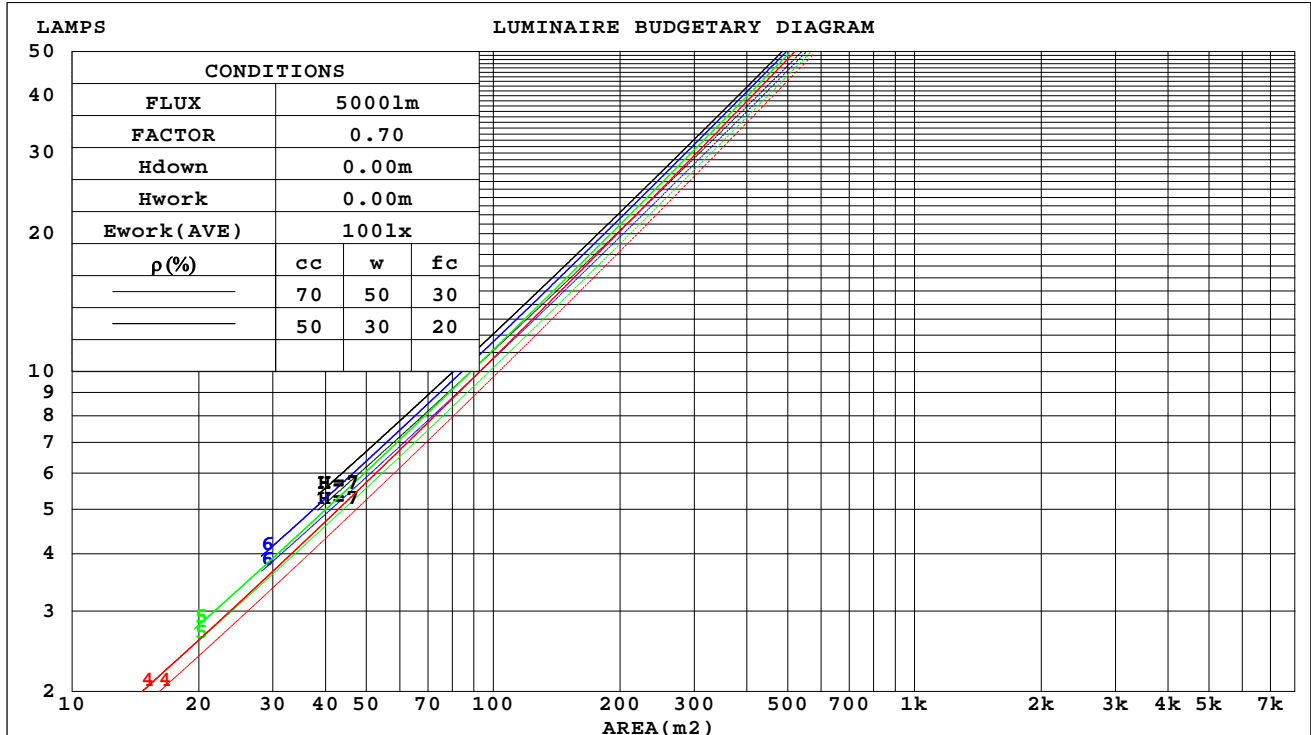
SERIAL No.: 2412051439

MFR.: RISE

SUR.: 0.001833m2

Shielding Angle:

$\rho_{cc}$	80%			70%			50%			30%			10%			0
$\rho_w$	50%	30%	10%	50%	30%	10%	50%	30%	10%	50%	30%	10%	50%	30%	10%	0
$\rho_{fc}$	20%			20%			20%			20%			20%			0
RCR	RCR:Room Cavity Ratio						Coefficients of Utilization(CU)									
0.0	.35	.35	.35	.34	.34	.34	.33	.33	.33	.31	.31	.31	.30	.30	.30	.30
1.0	.33	.33	.32	.33	.32	.32	.31	.31	.31	.30	.30	.30	.29	.29	.29	.28
2.0	.32	.31	.30	.31	.30	.30	.30	.30	.29	.29	.29	.28	.29	.28	.28	.27
3.0	.30	.29	.28	.30	.29	.28	.29	.28	.28	.28	.28	.27	.28	.27	.27	.26
4.0	.29	.28	.27	.29	.27	.27	.28	.27	.26	.27	.27	.26	.27	.26	.26	.25
5.0	.28	.26	.25	.27	.26	.25	.27	.26	.25	.27	.26	.25	.26	.25	.25	.24
6.0	.27	.25	.24	.26	.25	.24	.26	.25	.24	.26	.25	.24	.25	.24	.24	.24
7.0	.26	.24	.23	.25	.24	.23	.25	.24	.23	.25	.24	.23	.25	.24	.23	.23
8.0	.25	.23	.23	.25	.23	.22	.24	.23	.22	.24	.23	.22	.24	.23	.22	.22
9.0	.24	.23	.22	.24	.23	.22	.24	.22	.22	.23	.22	.22	.23	.22	.22	.21
10.0	.23	.22	.21	.23	.22	.21	.23	.22	.21	.23	.22	.21	.22	.21	.21	.21



C Range: 0 - 360DEG  
C Interval: 30.0DEG  
Test Speed: HIGH  
Temperature:25.3℃  
Operators:zoe  
Test Date:2024-12-5

$\gamma$  Range: 0 - 180DEG  
 $\gamma$  Interval: 1.0DEG  
Test System:EVERFINE GO-SPEX500\_V1 SYSTEM V2.00.461  
Humidity:65.0%  
Test Distance:3.160m [K=1.0000]  
Remarks: LAMP:NF2W757GRT-V4 Ra:90  
LENS:KY-XLZ148-24R+HONEYCOMB LOUVER  
NOT DRIVER:48V  
30minutes warm-up

### WEC AND CCEC

Test:U:47.997V I:0.1781A P:8.5483W PF:1.0000 Freq:49.99Hz Lamp Flux:913.52x1 lm		
NAME: OZ48-KDHL-8	TYPE:	WEIGHT:
SPEC.: 3000K	DIM.:	SERIAL No.: 2412051439
MFR.: RISE	SUR.: 0.001833m2	Shielding Angle:

pcc	80%			70%			50%			30%			10%			0
pw	50%	30%	10%	50%	30%	10%	50%	30%	10%	50%	30%	10%	50%	30%	10%	0
pfc	20%			20%			20%			20%			20%			0
RCR	RCR:Room Cavity Ratio						Wall Exitance Coefficients(WEC)									
0.0																
1.0	.042	.024	.008	.040	.023	.007	.037	.021	.007	.033	.019	.006	.030	.017	.006	
2.0	.039	.022	.007	.038	.021	.006	.035	.019	.006	.032	.018	.006	.029	.017	.005	
3.0	.037	.020	.006	.036	.019	.006	.033	.018	.005	.031	.017	.005	.028	.016	.005	
4.0	.035	.018	.005	.034	.018	.005	.031	.017	.005	.029	.016	.005	.028	.015	.005	
5.0	.033	.017	.005	.032	.016	.005	.030	.016	.005	.028	.015	.004	.027	.014	.004	
6.0	.031	.016	.004	.030	.015	.004	.029	.015	.004	.027	.014	.004	.026	.014	.004	
7.0	.030	.015	.004	.029	.014	.004	.028	.014	.004	.026	.014	.004	.025	.013	.004	
8.0	.028	.014	.004	.028	.014	.004	.027	.013	.004	.025	.013	.004	.024	.013	.004	
9.0	.027	.013	.004	.027	.013	.004	.026	.013	.004	.025	.012	.004	.024	.012	.003	
10.0	.026	.013	.003	.026	.012	.003	.025	.012	.003	.024	.012	.003	.023	.012	.003	

pcc	80%			70%			50%			30%			10%			0	
pw	50%	30%	10%	50%	30%	10%	50%	30%	10%	50%	30%	10%	50%	30%	10%	0	
pfc	20%			20%			20%			20%			20%			0	
RCR	RCR:Room Cavity Ratio						Ceiling Cavity Exitance Coefficients(CCEC)										
0.0	.056	.056	.056	.048	.048	.048	.033	.033	.033	.019	.019	.019	.006	.006	.006		
1.0	.050	.047	.044	.043	.040	.038	.029	.028	.026	.017	.016	.015	.005	.005	.005		
2.0	.045	.039	.035	.038	.034	.030	.026	.023	.021	.015	.014	.012	.005	.004	.004		
3.0	.040	.034	.028	.035	.029	.024	.024	.020	.017	.014	.012	.010	.004	.004	.003		
4.0	.037	.029	.023	.032	.025	.020	.022	.017	.014	.013	.010	.008	.004	.003	.003		
5.0	.034	.025	.019	.029	.022	.017	.020	.015	.012	.012	.009	.007	.004	.003	.002		
6.0	.031	.022	.016	.027	.019	.014	.019	.014	.010	.011	.008	.006	.003	.003	.002		
7.0	.029	.020	.014	.025	.017	.012	.017	.012	.009	.010	.007	.005	.003	.002	.002		
8.0	.027	.018	.012	.023	.016	.010	.016	.011	.007	.009	.007	.004	.003	.002	.001		
9.0	.026	.016	.010	.022	.014	.009	.015	.010	.006	.009	.006	.004	.003	.002	.001		
10.0	.024	.015	.009	.021	.013	.008	.014	.009	.006	.008	.005	.003	.003	.002	.001		

C Range: 0 - 360DEG  
C Interval: 30.0DEG  
Test Speed: HIGH  
Temperature:25.3℃  
Operators:zoe  
Test Date:2024-12-5

γ Range: 0 - 180DEG  
γ Interval: 1.0DEG  
Test System:EVERFINE GO-SPEX500\_V1 SYSTEM V2.00.461  
Humidity:65.0%  
Test Distance:3.160m [K=1.0000]  
Remarks: LAMP:NF2W757GRT-V4 Ra:90  
LENS:KY-XLZ148-24R+HONEYCOMB LOUVER  
NOT DRIVER:48V  
30minutes warm-up

## UGR(Unified Glare Rating) Table

Test:U:47.997V I:0.1781A P:8.5483W PF:1.0000 Freq:49.99Hz Lamp Flux:913.52x1 lm										
NAME: OZ48-KDHL-8					TYPE:			WEIGHT:		
SPEC.: 3000K					DIM.:			SERIAL No.: 2412051439		
MFR.: RISE					SUR.: 0.001833m2			Shielding Angle:		
ceiling/cavity	0.7	0.7	0.5	0.5	0.3	0.7	0.7	0.5	0.5	0.3
walls	0.5	0.3	0.5	0.3	0.3	0.5	0.3	0.5	0.3	0.3
working plane	0.2	0.2	0.2	0.2	0.2	0.2	0.2	0.2	0.2	0.2
Room dimensions	Viewed crosswise					Viewed endwise				
x = 2H y = 2H	5.6	6.3	5.8	6.4	6.6	6.0	6.7	6.2	6.8	7.0
3H	5.4	6.1	5.7	6.3	6.4	5.8	6.5	6.1	6.7	6.8
4H	5.3	6.0	5.6	6.2	6.4	5.7	6.4	6.0	6.6	6.8
6H	5.3	5.8	5.5	6.1	6.3	5.7	6.2	5.9	6.5	6.7
8H	5.2	5.8	5.5	6.0	6.3	5.6	6.2	5.9	6.4	6.7
12H	5.2	5.7	5.5	6.0	6.2	5.6	6.1	5.9	6.4	6.6
4H 2H	5.3	6.0	5.6	6.2	6.4	5.7	6.4	6.0	6.6	6.8
3H	5.2	5.7	5.5	6.0	6.2	5.6	6.1	5.9	6.4	6.6
4H	5.1	5.6	5.4	5.8	6.2	5.5	6.0	5.8	6.3	6.6
6H	5.0	5.4	5.3	5.7	6.1	5.4	5.8	5.7	6.1	6.5
8H	4.9	5.3	5.3	5.7	6.0	5.3	5.7	5.7	6.1	6.4
12H	4.9	5.2	5.3	5.6	6.0	5.3	5.6	5.7	6.0	6.4
8H 4H	4.9	5.3	5.3	5.7	6.0	5.3	5.7	5.7	6.1	6.4
6H	4.8	5.1	5.2	5.5	5.9	5.2	5.5	5.6	5.9	6.3
8H	4.7	5.0	5.2	5.5	5.9	5.1	5.4	5.6	5.9	6.3
12H	4.7	4.9	5.1	5.4	5.8	5.1	5.3	5.5	5.8	6.2
12H 4H	4.9	5.2	5.3	5.6	6.0	5.3	5.6	5.7	6.0	6.4
6H	4.7	5.0	5.2	5.5	5.9	5.1	5.4	5.6	5.9	6.3
8H	4.7	4.9	5.1	5.4	5.8	5.1	5.3	5.5	5.8	6.2
Variations with the observer position at spacings(CIE Pub.117):										
S = 1.0H	+ 3.8 / -28.6					+ 4.3 / -29.7				
1.5H	+ 6.5 / -25.9					+ 6.9 / -24.4				
2.0H	+ 7.9 / -18.1					+ 8.6 / -20.4				

CIE Pub.117, 913.5 lm Total Lamp Luminous Flux Correct (8log(F/F0) = -0.3)  
Area: 0.001833 m2

C Range: 0 - 360DEG  
C Interval: 30.0DEG  
Test Speed: HIGH  
Temperature:25.3℃  
Operators:zoe  
Test Date:2024-12-5

γ Range: 0 - 180DEG  
γ Interval: 1.0DEG  
Test System:EVERFINE GO-SPEX500\_V1 SYSTEM V2.00.461  
Humidity:65.0%  
Test Distance:3.160m [K=1.0000]  
Remarks: LAMP:NF2W757GRT-V4 Ra:90  
LENS:KY-XLZ148-24R+HONEYCOMB LOUVER  
NOT DRIVER:48V  
30minutes warm-up

### UTILIZATION FACTORS TABLE

Test:U:47.997V I:0.1781A P:8.5483W PF:1.0000 Freq:49.99Hz Lamp Flux:913.52x1 lm		
NAME: OZ48-KDHL-8	TYPE:	WEIGHT:
SPEC.: 3000K	DIM.:	SERIAL No.: 2412051439
MFR.: RISE	SUR.: 0.001833m2	Shielding Angle:

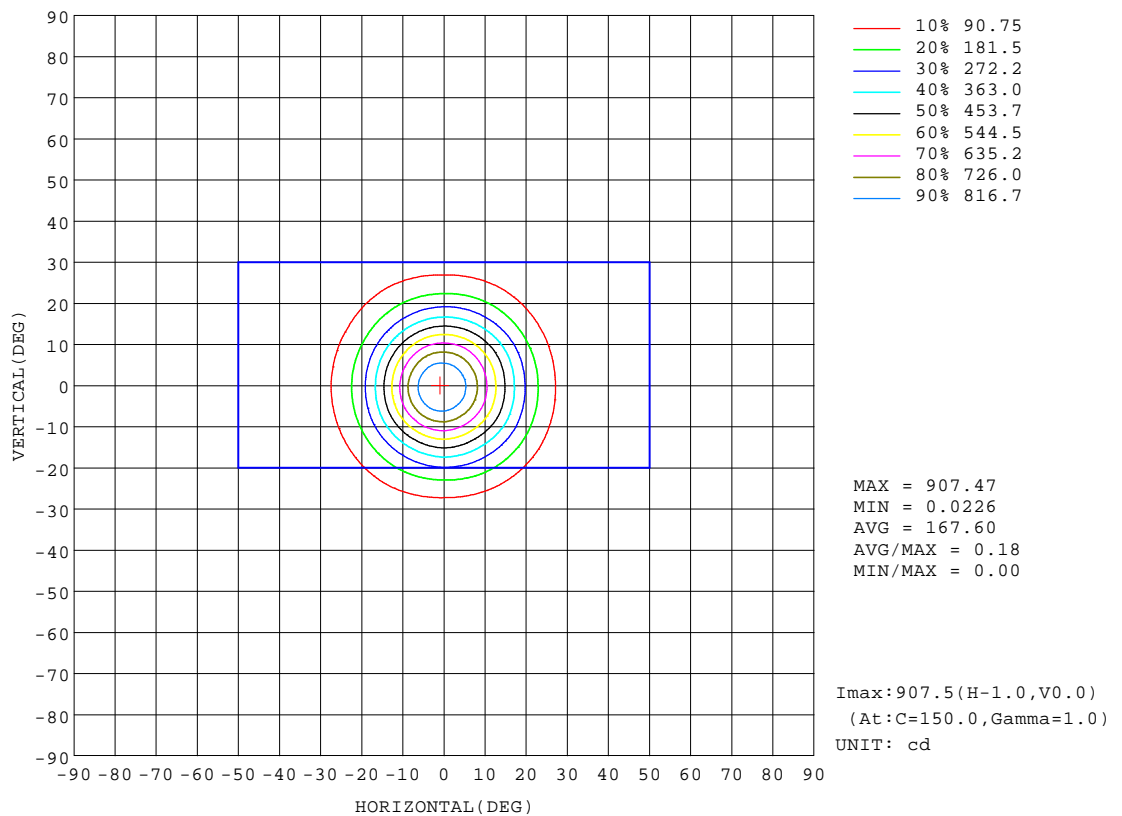
REFLECTANCE										
Ceiling	0.8	0.8	0.8	0.7	0.7	0.7	0.5	0.5	0.5	0
Walls	0.7	0.5	0.3	0.7	0.5	0.3	0.7	0.5	0.3	0
Working plane	0.2	0.2	0.2	0.2	0.2	0.2	0.2	0.2	0.2	0
ROOM INDEX	UTILIZATION FACTORS(PERCENT) $k(RI) \times RCR = 5$									
k = 0.60	27	25	24	27	25	24	27	25	24	23
0.80	29	28	27	29	27	26	29	27	26	25
1.00	30	29	28	30	29	28	29	28	27	26
1.25	31	30	29	31	30	29	30	29	29	27
1.50	32	31	30	32	30	30	31	30	29	28
2.00	33	31	31	32	31	30	31	31	30	28
2.50	33	32	31	32	32	31	32	31	30	29
3.00	33	32	32	33	32	31	32	31	31	29
4.00	34	33	33	33	33	32	32	32	31	29
5.00	34	34	33	34	33	33	32	32	32	30
ROOM INDEX	UF(total)									Direct
According to DIN EN 13032-2 2004			Suspended					SHRNOM = 1.25		

C Range: 0 - 360DEG  
C Interval: 30.0DEG  
Test Speed: HIGH  
Temperature:25.3℃  
Operators:zoe  
Test Date:2024-12-5

γ Range: 0 - 180DEG  
γ Interval: 1.0DEG  
Test System:EVERFINE GO-SPEX500\_V1 SYSTEM V2.00.461  
Humidity:65.0%  
Test Distance:3.160m [K=1.0000]  
Remarks: LAMP:NF2W757GRT-V4 Ra:90  
LENS:KY-XLZ148-24R+HONEYCOMB LOUVER  
NOT DRIVER:48V  
30minutes warm-up

## ISOCANDELA DIAGRAM

Test:U:47.997V I:0.1781A P:8.5483W PF:1.0000 Freq:49.99Hz Lamp Flux:913.52x1 lm		
NAME: OZ48-KDHL-8	TYPE:	WEIGHT:
SPEC.: 3000K	DIM.:	SERIAL No.: 2412051439
MFR.: RISE	SUR.: 0.001833m2	Shielding Angle:

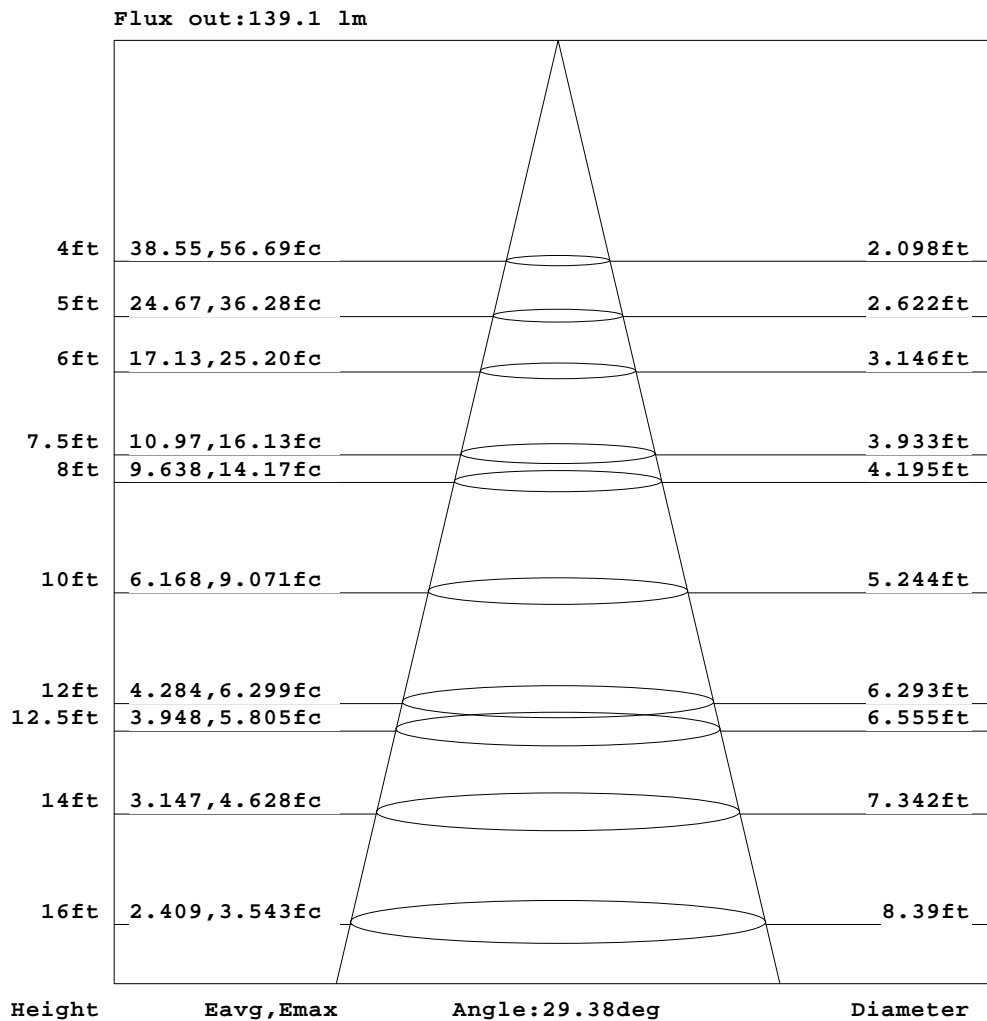


C Range: 0 - 360DEG  
C Interval: 30.0DEG  
Test Speed: HIGH  
Temperature:25.3℃  
Operators:zoe  
Test Date:2024-12-5

γ Range: 0 - 180DEG  
γ Interval: 1.0DEG  
Test System:EVERFINE GO-SPEX500\_V1 SYSTEM V2.00.461  
Humidity:65.0%  
Test Distance:3.160m [K=1.0000]  
Remarks: LAMP:NF2W757GRT-V4 Ra:90  
LENS:KY-XLZ148-24R+HONEYCOMB LOUVER  
NOT DRIVER:48V  
30minutes warm-up

## AAI Figure

Test:U:47.997V I:0.1781A P:8.5483W PF:1.0000 Freq:49.99Hz Lamp Flux:913.52x1 lm		
NAME: OZ48-KDHL-8	TYPE:	WEIGHT:
SPEC.: 3000K	DIM.:	SERIAL No.: 2412051439
MFR.: RISE	SUR.: 0.001833m2	Shielding Angle:



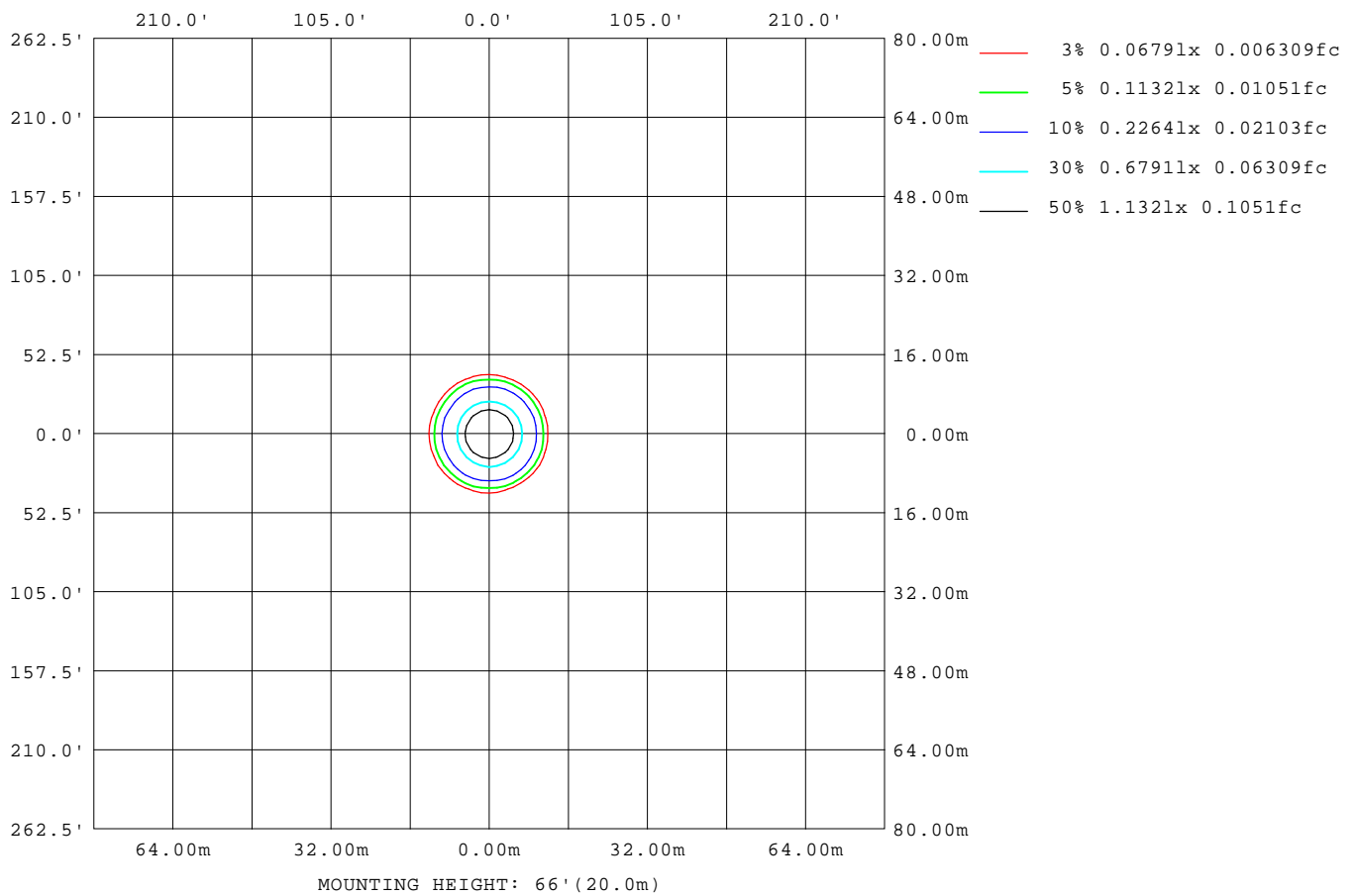
Note: The Curves indicate the illuminated area and the average illumination when the luminaire is at different distance.

C Range: 0 - 360DEG  
C Interval: 30.0DEG  
Test Speed: HIGH  
Temperature: 25.3 °C  
Operators: zoe  
Test Date: 2024-12-5

γ Range: 0 - 180DEG  
γ Interval: 1.0DEG  
Test System: EVERFINE GO-SPEX500\_V1 SYSTEM V2.00.461  
Humidity: 65.0%  
Test Distance: 3.160m [K=1.0000]  
Remarks: LAMP: NF2W757GRT-V4 Ra: 90  
LENS: KY-XLZ148-24R+HONEYCOMB LOUVER  
NOT DRIVER: 48V  
30minutes warm-up

## ISOLUX DIAGRAM

Test:U:47.997V I:0.1781A P:8.5483W PF:1.0000 Freq:49.99Hz Lamp Flux:913.52x1 lm		
NAME: OZ48-KDHL-8	TYPE:	WEIGHT:
SPEC.: 3000K	DIM.:	SERIAL No.: 2412051439
MFR.: RISE	SUR.: 0.001833m2	Shielding Angle:



C Range: 0 - 360DEG  
C Interval: 30.0DEG  
Test Speed: HIGH  
Temperature:25.3℃  
Operators:zoe  
Test Date:2024-12-5

γ Range: 0 - 180DEG  
γ Interval: 1.0DEG  
Test System:EVERFINE GO-SPEX500\_V1 SYSTEM V2.00.461  
Humidity:65.0%  
Test Distance:3.160m [K=1.0000]  
Remarks: LAMP:NF2W757GRT-V4 Ra:90  
LENS:KY-XLZ148-24R+HONEYCOMB LOUVER  
NOT DRIVER:48V  
30minutes warm-up

## LED Avg.L Report

Test:U:47.997V I:0.1781A P:8.5483W PF:1.0000 Freq:49.99Hz Lamp Flux:913.52x1 lm		
NAME: OZ48-KDHL-8	TYPE:	WEIGHT:
SPEC.: 3000K	DIM.:	SERIAL No.: 2412051439
MFR.: RISE	SUR.: 0.001833m2	Shielding Angle:

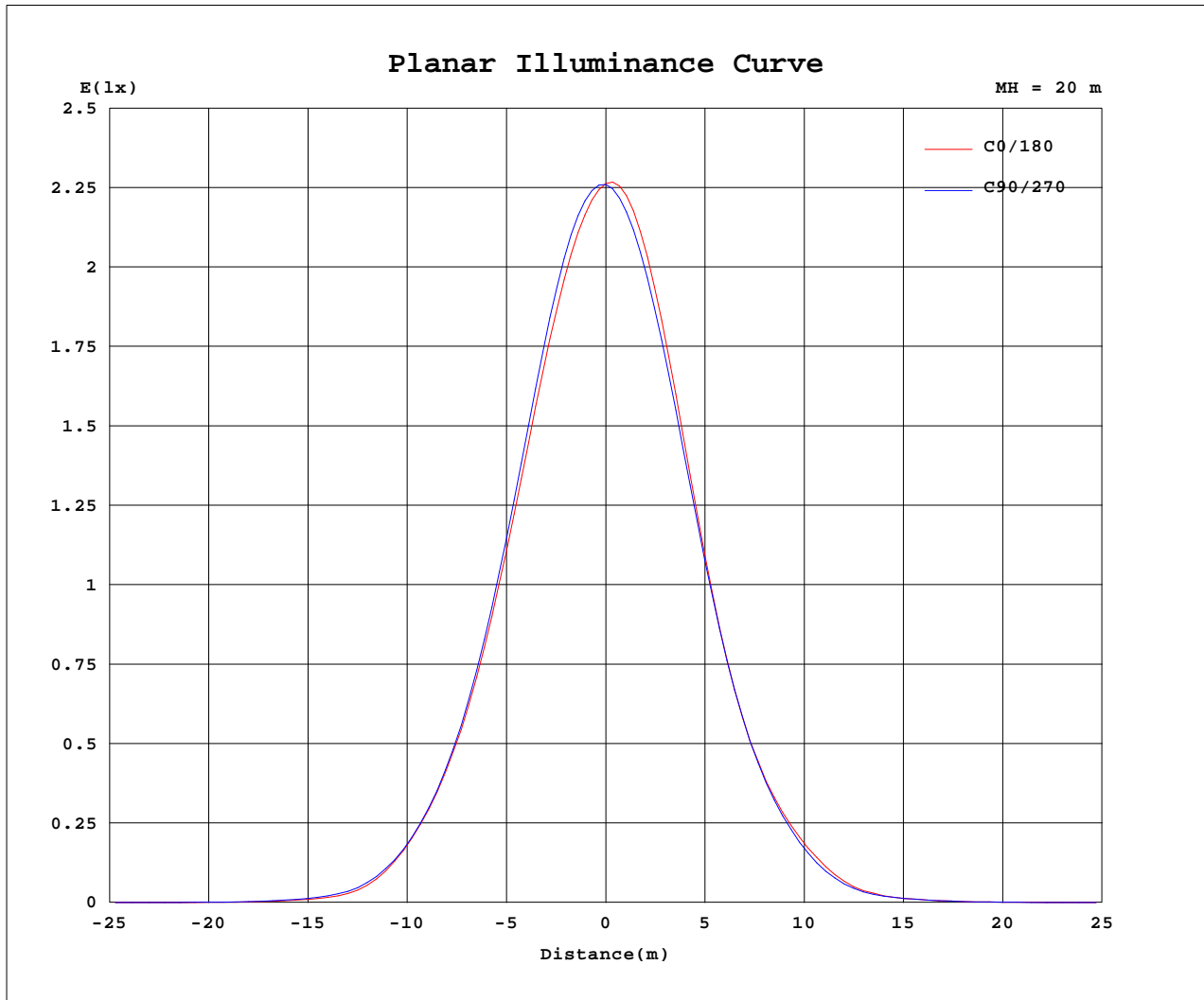
AvgL	cd/m2
L_0~180(65)av	7
L_0~180(75)av	9
L_0~180(85)av	16
L_90~270(65)av	5
L_90~270(75)av	9
L_90~270(85)av	19
L_45(65)av	5
L_45(75)av	5
L_45(85)av	4

Standard: GB/T 29293-2012

C Range: 0 - 360DEG  
C Interval: 30.0DEG  
Test Speed: HIGH  
Temperature:25.3℃  
Operators:zoe  
Test Date:2024-12-5

γ Range: 0 - 180DEG  
γ Interval: 1.0DEG  
Test System:EVERFINE GO-SPEX500\_V1 SYSTEM V2.00.461  
Humidity:65.0%  
Test Distance:3.160m [K=1.0000]  
Remarks: LAMP:NF2W757GRT-V4 Ra:90  
LENS:KY-XLZ148-24R+HONEYCOMB LOUVER  
NOT DRIVER:48V  
30minutes warm-up

## Planar Illuminance Curve



C Range: 0 - 360DEG  
 C Interval: 30.0DEG  
 Test Speed: HIGH  
 Temperature: 25.3 °C  
 Operators: zoe  
 Test Date: 2024-12-5

γ Range: 0 - 180DEG  
 γ Interval: 1.0DEG  
 Test System: EVERFINE GO-SPEX500\_V1 SYSTEM V2.00.461  
 Humidity: 65.0%  
 Test Distance: 3.160m [K=1.0000]  
 Remarks: LAMP: NF2W757GRT-V4 Ra: 90  
 LENS: KY-XLZ148-24R+HONEYCOMB LOUVER  
 NOT DRIVER: 48V  
 30minutes warm-up



## LUMINOUS DISTRIBUTION INTENSITY DATA

Test:U:47.997V I:0.1781A P:8.5483W PF:1.0000 Freq:49.99Hz  
Lamp Flux:913.52x1 lm

NAME: OZ48-KDHL-8	TYPE:	WEIGHT:
SPEC.: 3000K	DIM.:	SERIAL No.: 2412051439
MFR.: RISE	SUR.: 0.001833m2	Shielding Angle:

Table--1

UNIT: cd

C(DEG) γ (DEG)	0	30	60	90	120	150	180	210	240	270	300	330						
0	904	904	904	904	904	904	904	904	904	904	904	904						
5	824	831	838	851	857	858	853	844	838	829	825	822						
10	653	661	666	678	681	680	669	656	655	649	651	650						
15	446	459	452	461	452	448	433	429	427	430	437	448						
20	263	275	270	270	261	253	244	240	241	245	251	261						
25	133	139	143	134	139	132	131	124	128	124	131	129						
30	46.2	52.5	48.9	51.1	53.8	55.5	54.2	51.6	52.4	47.6	48.2	49.6						
35	12.2	14.8	13.4	15.4	15.2	18.6	15.8	17.5	15.8	15.2	13.3	14.7						
40	4.08	4.66	4.60	5.28	5.44	6.54	5.78	6.45	6.11	5.73	4.74	4.98						
45	1.25	1.23	1.28	1.56	1.61	2.14	2.01	2.18	1.81	1.84	1.31	1.33						
50	0.32	0.37	0.24	0.45	0.36	0.61	0.69	0.63	0.47	0.53	0.27	0.38						
55	0.08	0.03	0.06	0.04	0.09	0.08	0.17	0.09	0.09	0.05	0.07	0.03						
60	0.01	0.01	0.01	0.00	0.01	0.01	0.01	0.01	0.01	0.00	0.00	0.01						
65	0.00	0.00	0.00	0.00	0.01	0.01	0.01	0.00	0.00	0.00	0.00	0.00						
70	0.01	0.00	0.00	0.00	0.00	0.00	0.01	0.00	0.00	0.00	0.00	0.00						
75	0.00	0.00	0.00	0.00	0.00	0.00	0.00	0.00	0.00	0.00	0.00	0.00						
80	0.01	0.00	0.00	0.00	0.00	0.00	0.00	0.00	0.00	0.00	0.00	0.00						
85	0.00	0.00	0.00	0.00	0.00	0.00	0.00	0.00	0.00	0.00	0.00	0.00						
90	0.00	0.00	0.00	0.00	0.00	0.00	0.00	0.00	0.00	0.00	0.00	0.00						
95	0.00	0.00	0.00	0.00	0.00	0.00	0.00	0.00	0.00	0.00	0.00	0.00						
100	0.00	0.00	0.00	0.00	0.00	0.00	0.00	0.00	0.00	0.00	0.00	0.00						
105	0.00	0.00	0.00	0.00	0.00	0.00	0.00	0.00	0.00	0.00	0.00	0.00						
110	0.00	0.00	0.00	0.00	0.00	0.00	0.00	0.00	0.00	0.00	0.00	0.00						
115	0.00	0.00	0.00	0.00	0.00	0.00	0.00	0.00	0.00	0.00	0.00	0.00						
120	0.00	0.00	0.00	0.00	0.00	0.00	0.00	0.00	0.00	0.00	0.00	0.00						
125	0.00	0.00	0.00	0.00	0.00	0.00	0.00	0.00	0.00	0.00	0.00	0.00						
130	0.00	0.00	0.00	0.00	0.00	0.00	0.00	0.00	0.00	0.00	0.00	0.00						
135	0.00	0.00	0.00	0.00	0.00	0.00	0.00	0.00	0.00	0.00	0.00	0.00						
140	0.00	0.00	0.00	0.00	0.00	0.00	0.00	0.00	0.00	0.00	0.00	0.00						
145	0.00	0.00	0.00	0.00	0.00	0.00	0.00	0.00	0.00	0.00	0.00	0.00						
150	0.00	0.00	0.00	0.00	0.00	0.00	0.00	0.00	0.00	0.00	0.00	0.00						
155	0.00	0.00	0.00	0.00	0.00	0.00	0.00	0.00	0.00	0.00	0.00	0.00						
160	0.00	0.00	0.00	0.00	0.00	0.00	0.00	0.00	0.00	0.00	0.00	0.00						
165	0.00	0.00	0.00	0.00	0.00	0.00	0.00	0.00	0.00	0.00	0.00	0.00						
170	0.00	0.00	0.00	0.00	0.00	0.00	0.00	0.00	0.00	0.00	0.00	0.00						
175	0.00	0.00	0.00	0.00	0.00	0.00	0.00	0.00	0.00	0.00	0.00	0.00						
180	0.00	0.00	0.00	0.00	0.00	0.00	0.00	0.00	0.00	0.00	0.00	0.00						

C Range: 0 - 360DEG  
C Interval: 30.0DEG  
Test Speed: HIGH  
Temperature:25.3℃  
Operators:zoe  
Test Date:2024-12-5

γ Range: 0 - 180DEG  
γ Interval: 1.0DEG  
Test System:EVERFINE GO-SPEX500\_V1 SYSTEM V2.00.461  
Humidity:65.0%  
Test Distance:3.160m [K=1.0000]  
Remarks: LAMP:NF2W757GRT-V4 Ra:90  
LENS:KY-XLZ148-24R+HONEYCOMB LOUVER  
NOT DRIVER:48V  
30minutes warm-up